

# Stowe

Model 8324 | Model 8323

The Stowe is compact, easy to use, and reliable addition to your living space.



## Features

### Enameled cast iron

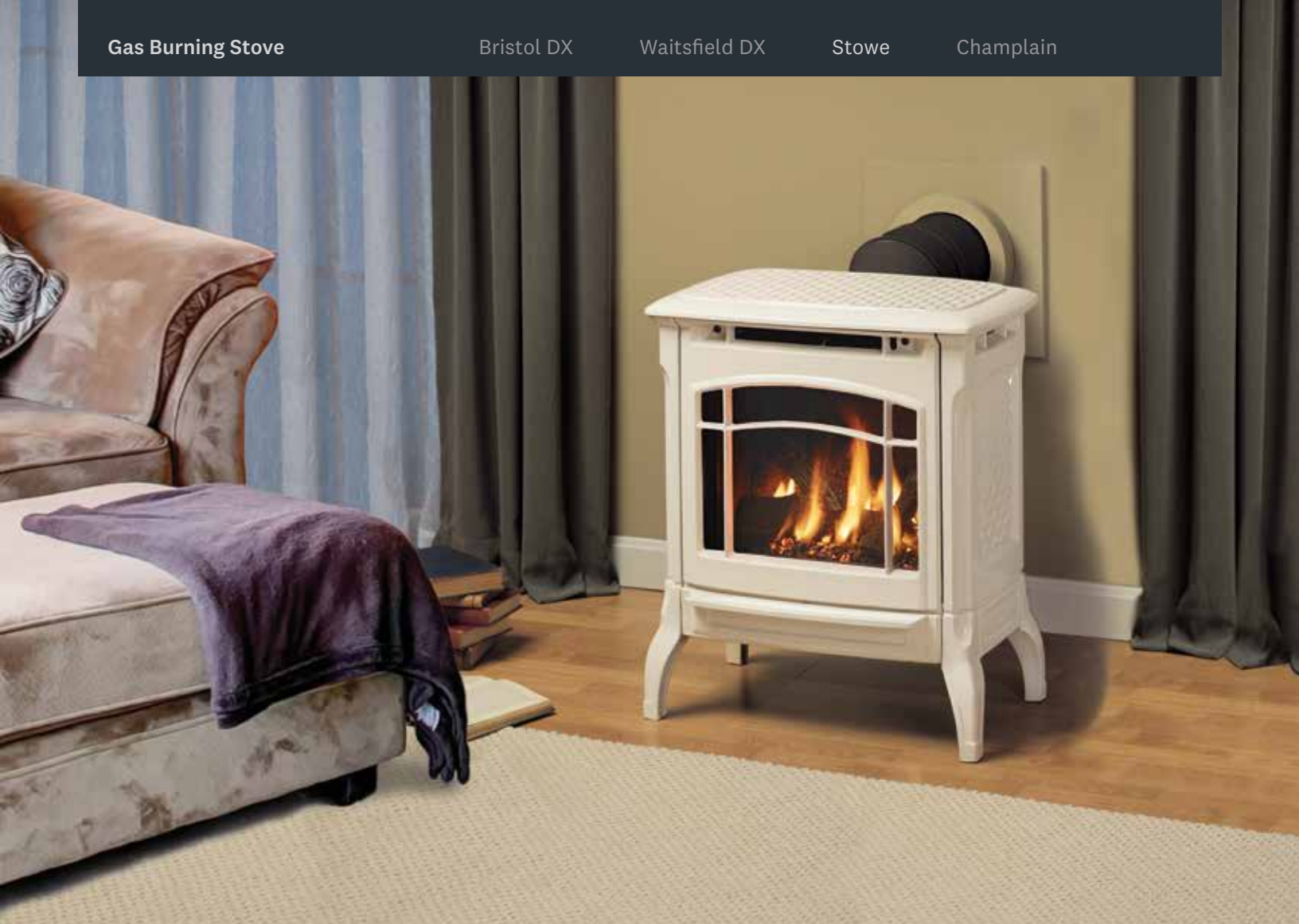
The small size and beautiful style of this cast iron stove inspired us to offer it in our unique oyster enamel, as well as our classic brown enamel and matte black.

### Easy to use

Choose from two different Stowe models to suit your lifestyle. The 8324 with standing pilot works manually or with a wall thermostat. The 8323 with on-demand pilot uses a remote control so you can adjust your stove from the comfort of your couch.

### Efficiency you can feel

In addition to burning cleanly, the Stowe uses a cast iron heat exchanger to move the heat from the fire into your home, not up the chimney.



Gas Burning Stove

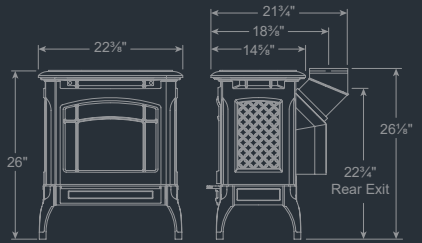
Bristol DX

Waitsfield DX

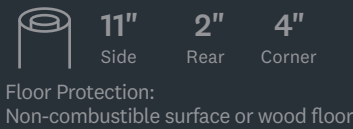
Stowe

Champlain

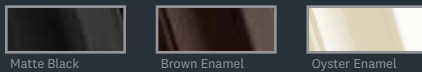
## Dimensions



## Clearances



## Finish Options



Note: All information is for reference only. Refer to the owner's manual for full specification and installation details.

## Specifications

Stowe Model 8324 - Standing Pilot

Heats up to.....1,200 sq ft  
Steady State Efficiency.....80.1%  
P.4.1.09 Efficiency.....75.7%  
Burn Rate Range NG .....15k-22.4k BTUs/hr  
Burn Rate Range LP .....15k-22.4k BTUs/hr  
Venting.....45°, 4" x 6-5/8" DV  
Ignition System.....SIT Nova  
Burner .....Ceramic Burner  
Convection Blower.....Optional  
Remote Control .....Optional  
Safety Barrier Screens.....Included  
LP Conversion Kit .....Included  
Mobile Home Certified.....Yes  
Weight .....155 lbs.

## Accessories

Convection Blower.....93-57230  
Remote Control Kit.....90-56914

## Specifications

Stowe Model 8323 - On-Demand Pilot

Heats up to.....1,200 sq ft  
Steady State Efficiency.....80.1%  
P.4.1.09 Efficiency.....75.7%  
Burn Rate Range NG .....13k-22.4k BTUs/hr  
Burn Rate Range LP .....14k-22.4k BTUs/hr  
Venting.....45°, 4" x 6-5/8" DV  
Ignition System.....Maxitrol GV60  
Burner .....Ceramic Burner  
Convection Blower.....Optional  
Remote Control .....Included  
Safety Barrier Screens.....Included  
LP Conversion Kit .....Included  
Mobile Home Certified.....Yes  
Weight .....155 lbs.

## Accessories

Convection Blower.....93-57230  
Wall Touch Pad .....7000-260  
A/C Adapter .....7000-070