

Craftsbury Model 8392

Beautiful and functional, perfect for smaller homes.

 **Efficiency**

79%
HHV

 **HeatLife™**

20
Hours

 **EPA Certified**

1.07
g/hr



Features

Compact and Efficient

This compact and efficient wood heater will keep your home warm make the most of your wood pile.

Traditional Cast Iron

The Craftsbury is constructed of high-quality cast iron parts from our Spanish foundry and finished with beautiful porcelain enamel.

TruHybrid™ + Soapstone

Lined with soapstone blocks and using our TruHybrid technology, the Craftsbury offers long-lasting and efficient heat.

Cast Iron Wood Stoves

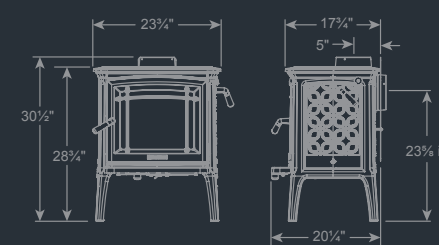
Craftsbury

Shelburne




Manchester



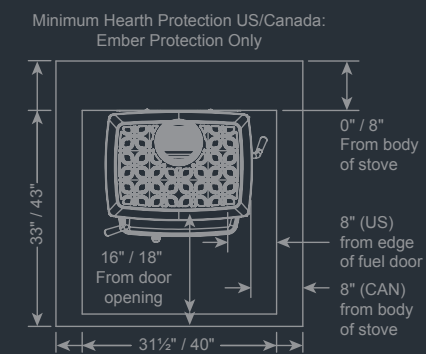
Dimensions




Clearances

-  Side: 14" Rear: 15 1/2" Corner: 7"
Single-wall connector pipe
no rear heat shield
-  Side: 14" Rear: 13 3/4" Corner: 7"
Single-wall connector pipe
with included rear heat shield
-  Side: 14" Rear: 9 3/4" Corner: 7"
Double-wall connector pipe
with blower kit heat shield

Hearth Protection



Finish Options



Specifications

HHV Efficiency	79%
HeatLife™ Burn Time*	20 hours
EPA Certified	1.07 g/hr
Heats up to.....	1,400 sq ft
Firebox Capacity	1.32 cu ft
BTU.....	Up to 40,000
Maximum Log Length	16"
Flue Diameter	Top or Rear - 6"
Weight	470 lbs

Accessories

Convection Blower	96-57400
Outside Air Adapter	96-53400